

## At-home HSK Test Instructions

### Required:

- 1) **Mobile/Tablet:** A mobile phone/tablet with a camera shall be in place (as shown below) and have Zoom downloaded on the device for proctoring. Please lower the volume of the mobile/tablet when you enter Zoom so that it does not disrupt the testing environment.



- 2) **Wifi and computer:** We request that you use the same computer (Windows 7 or 10 operating system) and the same wifi network as used for the mock test for the official exam. Please make sure you have a functioning camera for your computer for proctoring.

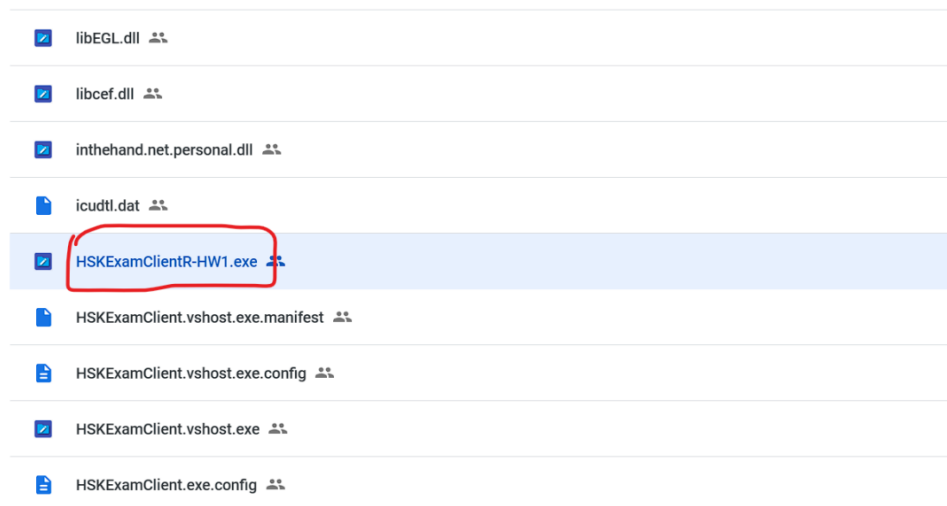


or



### 3) Test software installation instruction:

- A. Download and unzip the attachment “HSKExamClient-HomeR20220907-HW1”
- B. Click the file named “HSKExamClientR-HW1” to install. (as shown in the picture below)



- 4) **Chinese keyboard input:** For HSK Level 4, 5, and 6 please ensure that you have a Chinese keyboard downloaded onto your computer to use during the exam. The writing section will require you to input Chinese characters. (Ex: [搜狗输入法-首页 \(sogou.com\)](http://sogou.com))
- 5) **Wired earphones:** **Wired** earphones/headphones with **mic** to use for the listening and speaking portion of the test. Bluetooth devices are not allowed during the test. Earphones/ headphones must be removed after you have finished the listening test.



- 6) **Admission ticket and photo ID:** You can log into your account at [首页--汉语考试服务网 \(chinesetest.cn\)](http://chinesetest.cn) to find your admission ticket 3 day before your Mock test and **print it out**. Please log onto Zoom **one hour before** your mock exam starts. When checking in, you will need to verify your identity and test location. Please present your admission ticket and a valid photo ID (license, passport, student ID).

HSK Admission Ticket

Admission Ticket NO.: H16-0004

ID Name

Chinese Name

Candidate NO.

Test Center Code

Necessity

Gender

4  
3  
2  
3  
5  
0  
1

0  
0  
0  
0  
4

美国  
9  
2  
2  
2

男  
女[2]

ID Type

护照

ID Number

Subject

HSK六级

Seat NO.

Test Date

2023-01-07

Test Time

09:00

Test Centre

Manhattan Mandarin (ZGT, LLC)(IBT)

Test Venue

153 East 70th Street, New York, NY 10021

Test Room

153 East 70th Street, New York, NY 10021

Test Instruction

1. Test takers must check personal information after getting the admission ticket. Any incorrect information please contact the test center as soon as possible.  
2. Test takers must bring their admission ticket and original ID document with a photo to enter the test room. ( The ID document is subjected to the one used for registration.)  
For the paper-based test, please bring a 2B pencil and an eraser.  
4. Test takers must enter the test room 30 minutes before the test time. Before the beginning of the listening test, test takers are allowed to enter the test room. When listening part has begun, test takers who arrived late are not allowed to enter the test room until listening part finished. After reading part has begun, Test takers who arrived late are not allowed to enter the test room.  
5. Test takers can check test result through the official website of www.chinesetest.cn with their admission ticket number and name. Internet based test is available online two weeks after the test date. Paper based test result is available online one month after the test.  
6. Score reports will be delivered to the test center within 1-2 months after the test date, and test takers can go for collecting by presenting test admission ticket and valid ID documents.

Contact Us

848-248-0669

Please scan the QR code for HSK and YCT courses.

QR Code 1

QR Code 2

Welcome to subscribe HSK public course.

WeChat: HSK-CU  
YouTube: HSK Official  
Email: cn@hsk.com  
Facebook: #HSKOfficial  
Twitter: @HSKOfficial

注册信息

准考证信息

修改密码

邮购验证(已验证)

手机验证(未验证)

考生信息

考试记录

打印准考证

NO.

准考证号

考试科目

考试时间

考点

状态

1

---

HSK一级

2020-04-30

北京语言大学(网考)

已缴费

2

---

HSK一级

2019-09-30

北京语言大学(网考)

已缴费

3

H31702815040000091  
(PWD: 2334)

HSK三级

2020-04-30

北京语言大学(网考)

已生成准考证  
打印准考证

- 7) **Test password:** Please log into your account at [首页--汉语考试服务网 \(chinesetest.cn\)](http://chinesetest.cn) to find your test password 1 day before your Mock test. You will need this password to access the exam. You also can ask the proctor for the password on the day of the exam.



## Before Starting The Test:

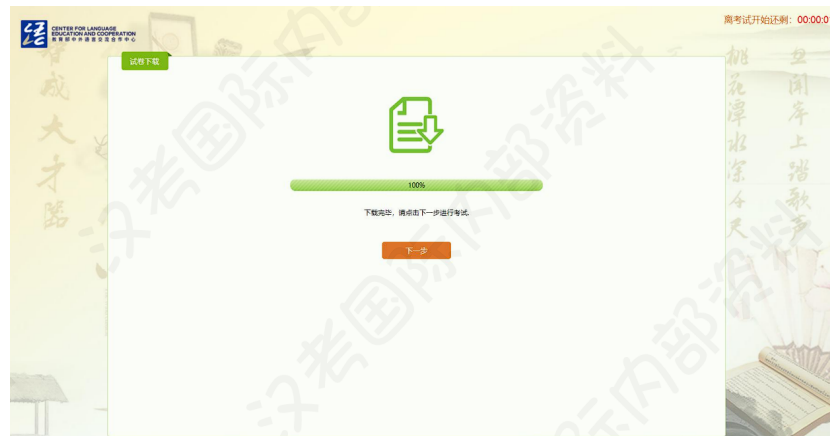
- 1) Place the mobile phone/tablet one meter behind you and slightly to the left or the right so that the proctor can see both the computer screen and you (as displayed below).



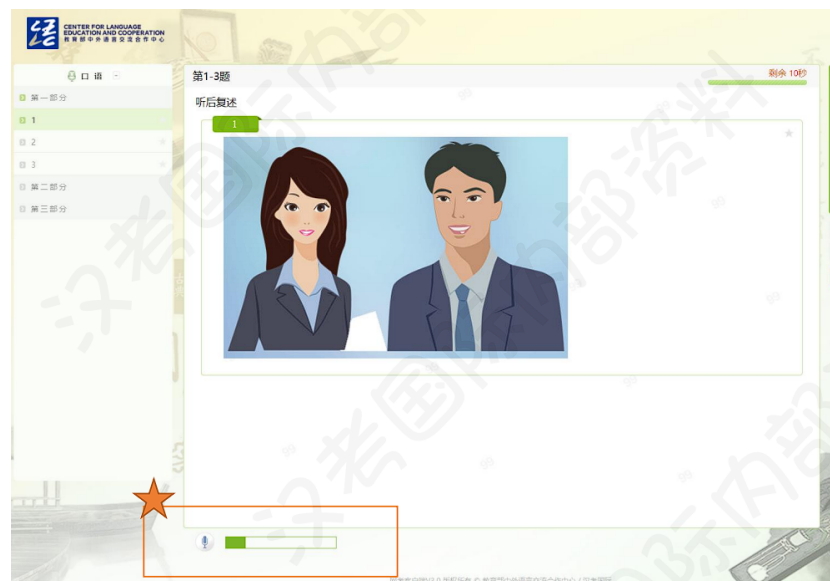
- 2) The proctor will undertake a 360-degree inspection of the test environment through the proctoring software.
- 3) You should ensure your mobile phone is connected to the Wi-Fi and have **airplane mode** turned on.
- 4) The mobile phone should be **fully charged** to ensure normal operation for the full duration of the test.

## During The Test:

- 1) When everything is set up, you will see the screen below. Please download the test to continue to the starting page.



- 2) When you are finished with your test section, you will need to wait until the allotted time is up before moving on to the next section.
- 3) When you take the oral examination, please check that your sound is being recorded. The bar should show green if your sound is registered.



- 4) After you are finished with the examination, please wait until the allotted time is up. The testing software will log out by itself. Please stay seated until then.